



“10,000 Cranes for Japan”

The Concord
Ambassadors are
encouraging the
community to fold
10,000 origami cranes
by April 30th
(instructions for folding a crane
are on the back of this flyer)

An ancient Japanese legend promises that anyone who folds a **thousand origami cranes** will be granted a wish by a crane, such as long life or recovery from illness or injury. The crane in Japan is one of the mystical or holy creatures and is said to live for a thousand years. In Japan, it is commonly said that folding 1,000 paper origami cranes makes a person's wish come true. Our wish is for the complete and full recovery of our neighboring country, Japan.

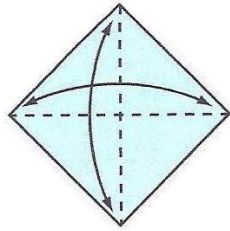
Please help us reach our goal of 10,000 origami cranes. When you make your crane, please consider making a donation towards Earthquake Relief Efforts in Japan via the "**Northern Japan Earthquake Relief Fund**" <http://www.jcccnc.org> through the Japanese Cultural and Community Center of Northern California – 1840 Sutter Street, San Francisco, CA 94115 where 100% of your donation will go towards the relief efforts in Japan, or through any other trusted charity of your choice. Drop your crane(s) into one of the collection boxes provided at several local businesses surrounding the Todos Santos Plaza, or drop them off at Concord City Hall, City Clerk's office, located at 1950 Parkside Drive, Wing A in Concord. If you require additional information please call (925) 671-3495.

The 10,000 cranes will be developed into artwork which will remain in Concord until the 40th Anniversary celebrations of our Sister City relationship with Kitakami City, Japan. Concord anticipates welcoming a delegation of visitors from Japan in the Fall of 2014 and the 10,000 cranes will be used in to symbolize the support the people of Concord offered during the period of time the country of Japan was recovering from the devastating earthquake and ensuing tsunami.

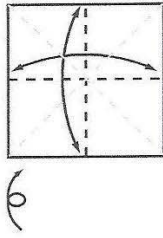
This activity is sponsored by The Concord Ambassadors (www.ConcordAmbassadors.org), organized as a non-profit public charity under IRS codes 501 (c)(3) and 509 (a)(2) to support the Sister City program between the City of Concord and Kitakami, Japan.

Help Us Fold 1000 Cranes for Japan!

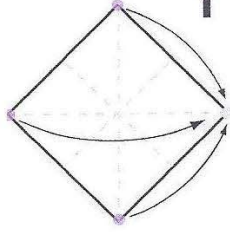
Just drop your finished crane in one of the bins at participating merchants at Todos Santos Park.



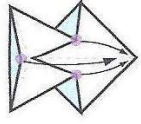
1. Start with a square piece of paper, coloured side up. Fold in half and open. Then fold in half the other way.



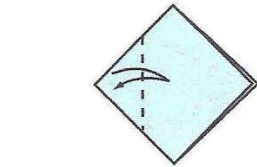
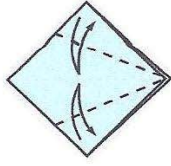
2. Turn the paper over to the white side. Fold the paper in half, crease well, and open, and then fold again in the other direction.



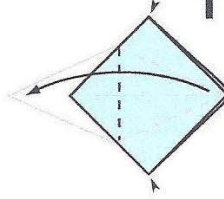
3. Using the creases you have made, bring the top 3 corners of the model down to the bottom corner. Flatten model.



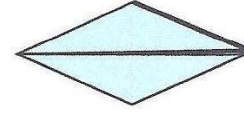
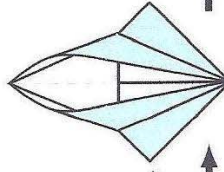
4. Fold top triangular flaps into the centre and unfold.



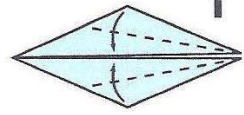
5. Fold top of model downwards, crease well and unfold.



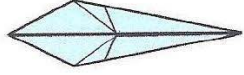
6. Open the uppermost flap of the model, bringing it upwards and pressing the sides of the model inwards at the same time. Flatten down, creasing well.



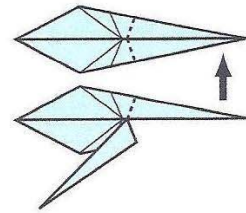
7. Turn model over and repeat Steps 4-6 on the other side.



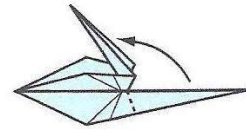
8. Fold top flaps into the centre.



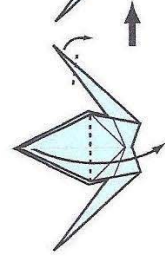
9. Repeat on other side.



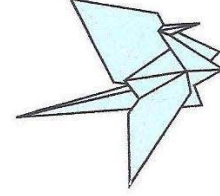
10. Fold both 'legs' of model up, crease very well, then unfold.



11. Inside Reverse Fold the 'legs' along the creases you just made.



12. Inside Reverse Fold one side to make a head, then fold down the wings.



Finished Crane